



The Comprehensive Oral Examination

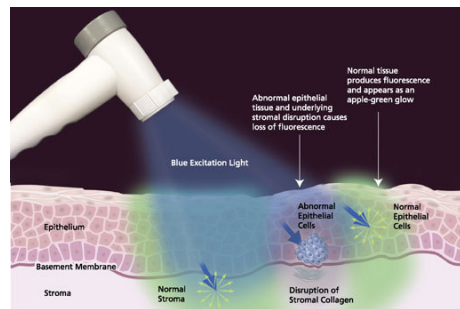
**Healthy Teeth,
Healthy Body,
Healthy Life!**

Have you had your COE?

519-735-5555

Oral Cancer Screening

A Velscope VX examination will be performed. A visual and manual oral cancer screening of the lymph nodes both in front and behind the ears, beneath the chin, and neck area will be performed. Through these examinations we will assess and look for pain, tenderness and flexibility of the nodes. This examination will also be screening the lips (inside & out), the inside of the mouth, borders, frenums and the surface of the inside of the cheeks.



Velscope Revealing problems before they become problematic.

COMPREHENSIVE

Who is this Exam For?

EVERYONE!!!!

A COE involves a complete physical assessment of the head & neck area. It is an evaluation and recording of all extra oral, intra oral, soft and hard tissues. Also, this creates a foundation and baseline for the periodic oral exam. A periodic oral exam is an exam that is performed on established patients to determine any changes in oral health since a previous comprehensive or periodic evaluation. The mouth is a reflection and window into the body. Medical conditions may



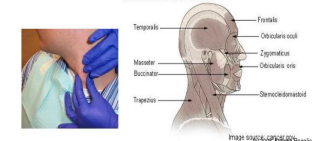
be discovered by a COE before symptoms manifest themselves in the body.

Some examples of these are diabetes (especially poorly controlled or undiagnosed), systemic disorders such as leukemia, undiagnosed high blood pressure, cardiovascular problems, oral cancer, immune abnormalities, sinus problems and obstructive sleep apnea just to name a few. A COE will help guide us to devise a personalized strategy and treatment plan for long-term oral & general health.

Extraoral Exam

- Extraoral muscles of mastication
- STERNOCLEIDOMASTOID
 - Origin: sternum, clavicle
 - Insertion: mastoid process
 - Function: rotates, bends head

Muscles of the Head and Neck



ORAL

What is Involved

A complete medical & dental history will be obtained. It is important to note any current prescribed medications, natural herbal remedies and vitamins being taken. It is also important to note any medical conditions being treated, previous surgeries and hospitalizations. Notations of any allergies are important to note as well. We will review dietary information as well as any tobacco use and/or alcohol habits.

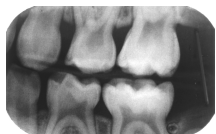


Radiographs

Digital x-rays may be obtained based on your individual needs. The most common x-ray being the panoramic.



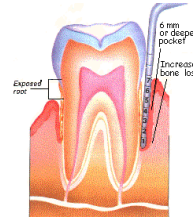
This allows us to view each individual tooth and its supporting structures. These will help us to detect any possible abnormalities which cannot be detected with the naked eye.



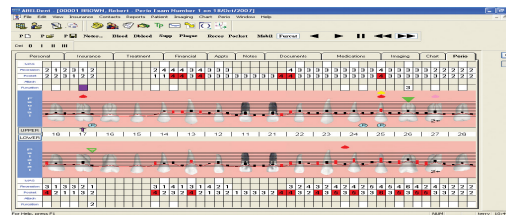
EXAMINATIONS

We will also evaluate your TMJ, range of motion of opening & closing, problems, pain in the TMJ joint and jaw area.

Next, a periodontal and gingival assessment of the teeth is performed. This involves measuring pocket depths on every tooth. Any potential mobility's of the teeth are checked any bone loss measured which can then indicate any signs of periodontal disease.



Oral hygiene will be evaluated, tartar build-up, bleeding, and inflammation and recessions will be recorded.



The way your teeth come together as you bite will be assessed. This includes charting of teeth that are crooked, crowded or spaced too far apart, an overbite, open bite and or cross bite will be recorded.

We will document/chart in detail conditions of the teeth by checking each tooth individually. This includes any previous dental work done, decay, leakage, positions of teeth, impactions, wear of teeth and treatments needing to be done.



ORAL CANCER FACTS

Every year more deaths occur from Oral cancer VS Cervical cancer.
Only 50% of individuals who are diagnosed are still alive 5 years later.
75% of oral cancers are attributed to the use of all forms of tobacco.
Estimated 35,000 patients are diagnosed every year.
More than 75% of oral cancer can be detected by sight or palpation.
Tongue lesions account for approximately 1/3 of all oral cancers
Oral cancers are one of the most preventable of all Cancers!



Velscope Oral Health Exam takes only about 2 minutes

Conclusion

Lastly, we will discuss all findings with you, and together we will devise a personalized treatment plan based on your individual needs. This will incorporate your present, intermediate and future oral health needs.

Tecumseh Dental Centre

11811 Tecumseh Rd East
Suite # 120
Tecumseh, Ontario
N8N 4M7
519-735-5555
dental@mnsi.net
www.tecumsehdental.com

